

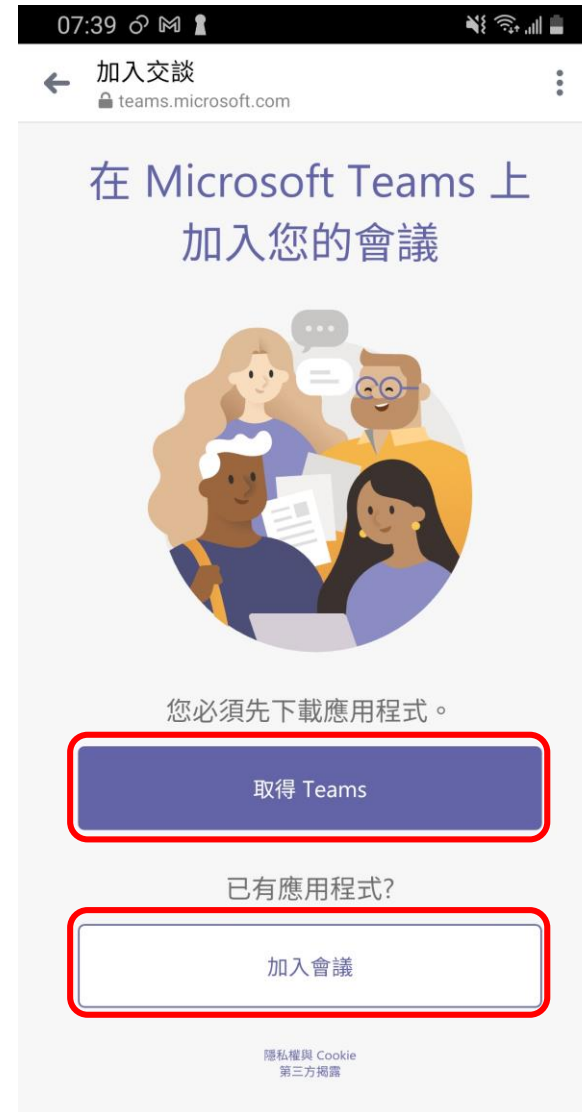
新生家長日視訊會議

Teams 軟體使用說明

Android ver

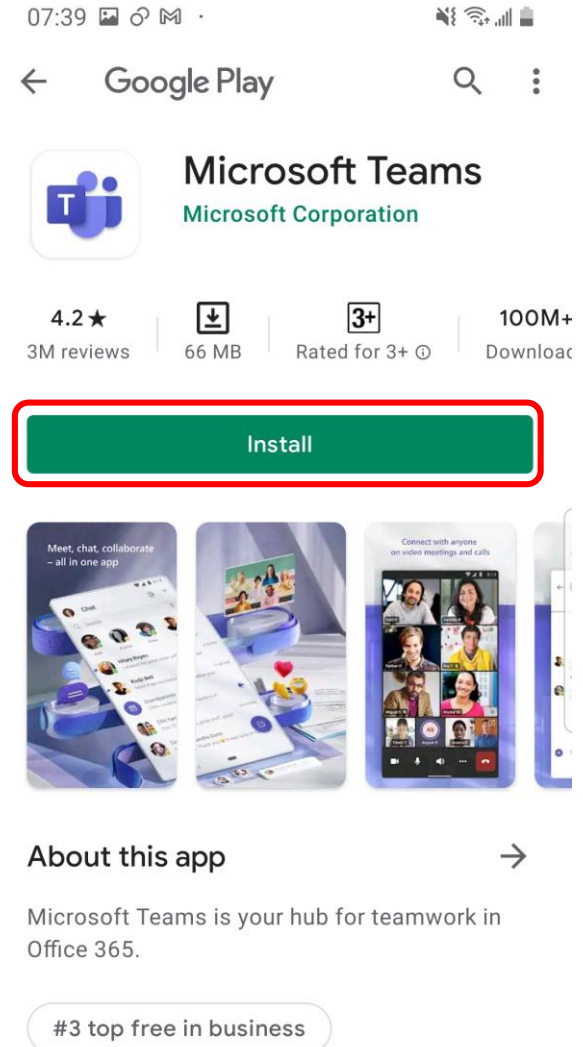
點擊連結後

1. 尚未下載軟體，選擇“取得 Teams”。
2. 已下載軟體，選擇“加入會議”。



下載軟體

1. 選擇 “下載” 。
2. 下載完成後回到第一頁的畫面
選擇 “加入會議” 。



The screenshot shows the Google Play Store interface for the Microsoft Teams app. At the top, the time is 07:39 and various status icons are visible. The app title is "Microsoft Teams" by "Microsoft Corporation". Below the title, the app has a 4.2 star rating from 3M reviews, a size of 66 MB, and is rated for ages 3+. A large green "Install" button is highlighted with a red border. Below the button are three preview images showing the app's interface on a smartphone. At the bottom, there is a section titled "About this app" with a right-pointing arrow, followed by the text "Microsoft Teams is your hub for teamwork in Office 365." and a badge indicating "#3 top free in business".

07:39

Google Play

Microsoft Teams
Microsoft Corporation

4.2 ★
3M reviews

66 MB

3+
Rated for 3+ Ⓞ

100M+
Download

Install

Meet, chat, collaborate
— all in one app

Connect with anyone
on video meetings and calls

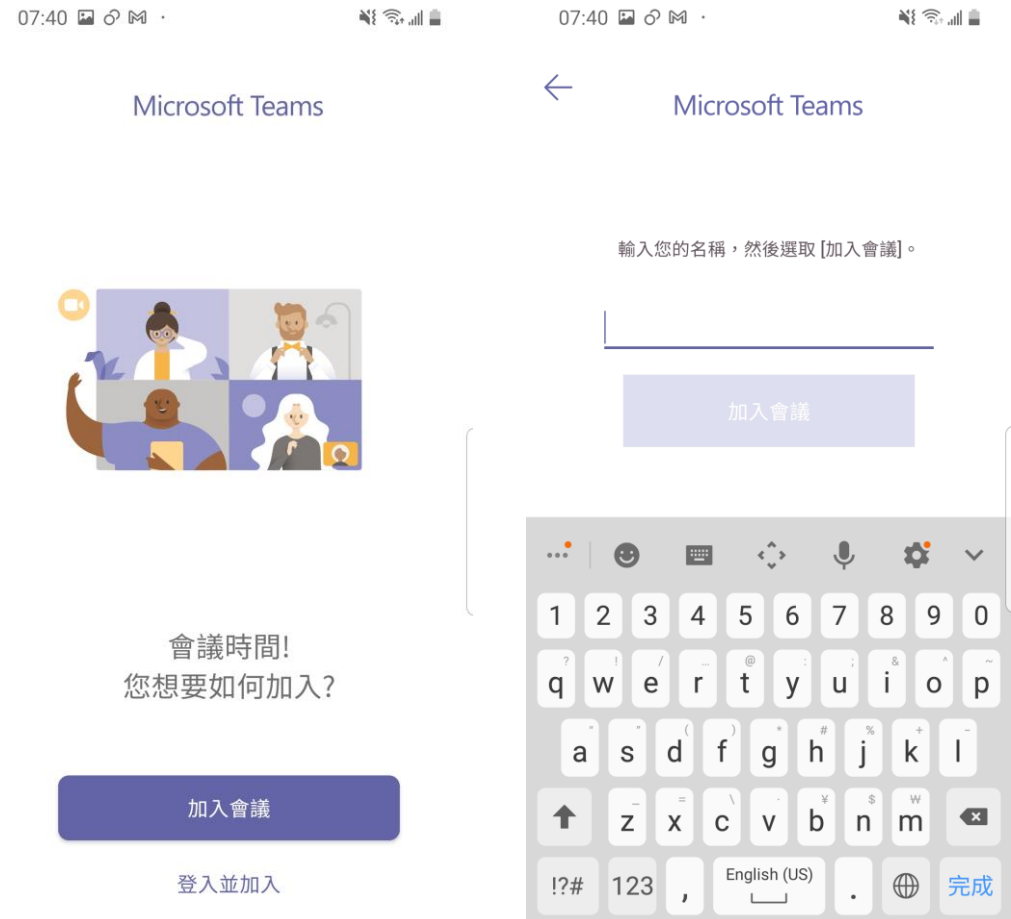
About this app →

Microsoft Teams is your hub for teamwork in Office 365.

#3 top free in business

加入會議


1. 進入畫面時選擇“加入會議”。
2. 輸入您的名字後選擇加入會議。
3. 加入會議後請等待負責人將您加入。



會議界面說明

依據畫面中的標號

1. 視訊畫面開關。
2. 麥克風開關。
3. 聲音開關。
4. 其他（表情、視訊畫面背景效果等操作）。
5. 掛斷會議。



1 2 3 4 5